

SPRING ACTIVITY BOOK



NAME _____

CYCLE OF A PLANT



CUT OUT THE PICTURES BELOW AND PASTE THEM IN THE CORRECT ORDER TO
SHOW THE CYCLE OF A PLANT.

FIRST, A SEED IS PLANTED IN SOIL.

NEXT, THE SEED STARTS TO GROW AND A
SPROUT COMES OUT OF THE SOIL.






THEN, THE SPROUT GROWS INTO A PLANT
WITH A FLOWER ON TOP.

LAST, THE FLOWER TURNS INTO A FRUIT OR SEED
POD THAT CONTAINS NEW SEEDS FOR NEW PLANTS
TO GROW.



SPRING COUNTING

Count the spring items and write the number in the box.




SPRING PRE-WRITING

Help the frogs find the way to the worms.



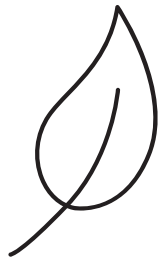
SPRING SPELLING



NAME: _____

DATE: _____

COLOR AND WRITE THE CORRECT LETTER THAT HAS THE BEGINNING SOUND OF EACH WORD.



_____ eaf

l e m




_____ loud

d g c



_____ unny

h b p



_____ ulip

t l s


IN SPRING, I CAN SEE GREEN FROG

Color the picture below.



IN SPRING, I CAN SEE PURPLE BUNNY

Color the picture below.



IN SPRING, I CAN SEE RED MUSHROOM

Color the picture below.

